



AIR CONDITIONING



REFRIGERATION



HEATING



kitchen

CONDENSATE REMOVAL PUMP



Designed to take the heat! Extra quick & easy to fit, the Kitchen all-in-one boiler pump is designed to be fitted beneath domestic gas boilers and furnaces.



12L/h max. flow



10m max. rec. head (flow rate 4L/h)



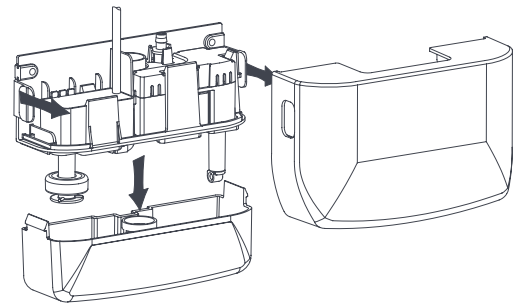
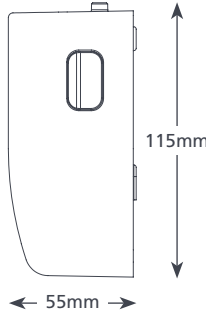
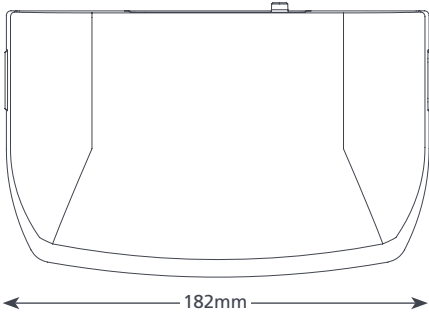
21dB(A)

KEY FEATURES

- Compact & discreet
- Mounts under boiler
- Quiet operation
- Clear removable reservoir

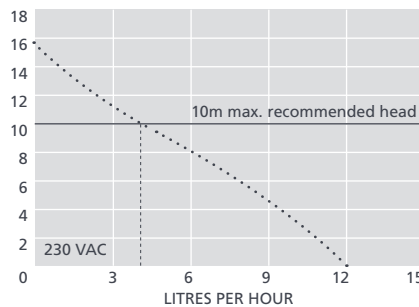
SUITABILITY

- Up to 45kW / 153,000Btu/h with condensate PH value >2.7
- ✓ Perfect for... Domestic gas fired condensing boilers & furnaces



KITCHEN BOILER SPECIFICATIONS

Max. flow	12L/h @ 0 head
Max. rec. head	10m
Tank capacity	0.24L
Sound level@1m	21dB(A)
Power supply	230 VAC, 0.1A, 50/60Hz
Rated	Non continuous
Class	II appliance <input type="checkbox"/>
Max. unit output	45kW / 153,000Btu/h
Max. water temp	60°C / 140°F
Inlet/outlet	20mm in, 6mm out
IP Protection	IP21
Safety switch	3.0A Normally closed
Thermal protection	✓
Fully potted	✓
Self priming	✓



SUGGESTED XTRA ACCESSORIES

Description	Part No.
Tube To Soil Stack Adaptor	FP2038
1 Amp Fuse	FP2620
Vinyl Tube Braided 1/4" (6mm)	AX5100
Acid Neutraliser	FP1021



For more installation accessories take a look at our Aspen Xtra range

KITCHEN BOILER OPTIONS

Kitchen boiler pump (UK)	FP2948
Kitchen boiler pump (EU)	FP2943

IN THE BOX

- Kitchen boiler pump (inc. 1m power cable)
- 6m discharge tube (6mm ID)
- Inlet adaptor for 22 & 28mm pipe
- Pipe adaptor
- Fixing kit
- Install manual

Download manual at aspenspumps.com

Information correct at time of going to press.



aspenspumps.com

+44 (0)1323 848842

sales@aspenspumps.com

reliable | silent | simple